


Prevent Spreading These Trail Invaders

Clean riding protects recreationists and trails

Contact with **wild parsnip** can cause skin to blister and scar.

Wild Parsnip



Swallowwort



Swallowwort is an aggressive vine. It can overtop trees and damage natural areas.

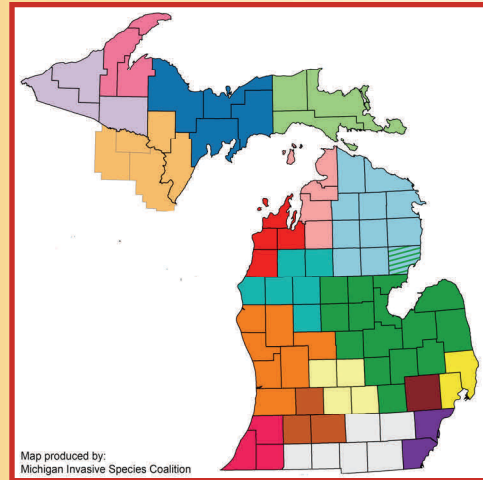
Garlic Mustard



Garlic mustard spreads rapidly along trails. It ruins habitat for wildlife by emitting a chemical in the soil that keeps other plants from growing.

Find Your Local CISMA

Michigan is divided into numerous Cooperative Invasive Species Management Areas (CISMAs)



Locate the CISMA in your area at:
www.michiganinvasives.org

Report Invasive Species

To report infestations, visit
Midwest Invasive Species
Information Network (MISIN)
www.misin.msu.edu
or contact your local CISMA



Visit the NCCISMA webpage at
www.NorthCountryInvasives.org
Call NCCISMA at (231) 429-5072

North Country CISMA serves Lake, Mason, Mecosta,
Missaukee, Osceola & Wexford Counties

This project was funded in part with funds from the Michigan Invasive Species Grant Program through the Departments of Natural Resources, Environmental Quality, and Agriculture and Rural Development.



Protect Michigan's Off-Road Trails

Don't Let Invasive Species Ruin the Fun!

Some invasive species increase the cost of trail upkeep by their aggressive growth. Others cause human health risks. Learn how you can help stop the spread.

Opportunities Abound


Visit these links to learn about available trails and the permits required to use them:

- Michigan DNR ORV & ATV trail information:

www.michigan.gov/dnr

- Huron-Manistee National Forest ORV trail maps & camping information:

www.fs.usda.gov/activity/hmnf/recreation/ohv



Invasive species appear on trails when mud and seeds are not removed from ORVs and rider's clothing and gear

Preserve Our Trails

Ensure the trails you enjoy are there for the next generation by practicing these good habits:

- Use designated trails to protect natural areas from invasive species.
- Avoid cutting switchbacks to prevent trail damage & spreading invasives.



Riding off-trail can spread invasive species by seed or plant parts

- Drive over obstacles to avoid widening the trails & spreading invasives.

Check Your Ride for Things that Hide!

- After riding, remove any visible plant material and dispose in trash before heading home.

Seeds and plant pieces can stick in muddy tire treads



- Dry-brush your ORV to remove soil and seeds.
- Brush off your pant-legs and footwear, and pull off any sticking burs or seeds.

Take Time to Clean Your Ride

- Before riding on another trail, wash your ride at home.
- Be sure to hose off the undercarriage.
- If not first heading home, stop at a car wash between sites.



Additional Measures to Protect Trails From Plant Invaders:

- Wear low-tread footwear and remove mud from shoes and soles.
- Wear protective gear over socks and shoe laces.
- Avoid wearing Velcro, bulky knits, pants with cuffs, and other fabrics that can carry seeds.